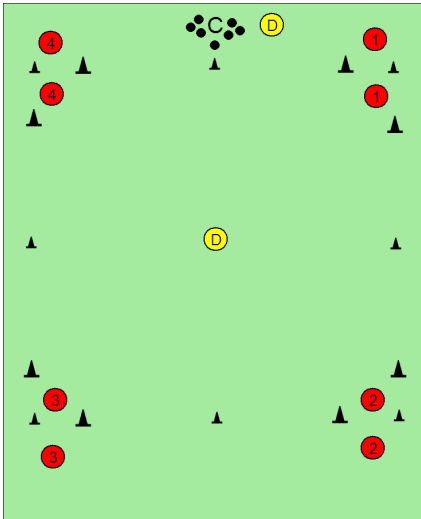




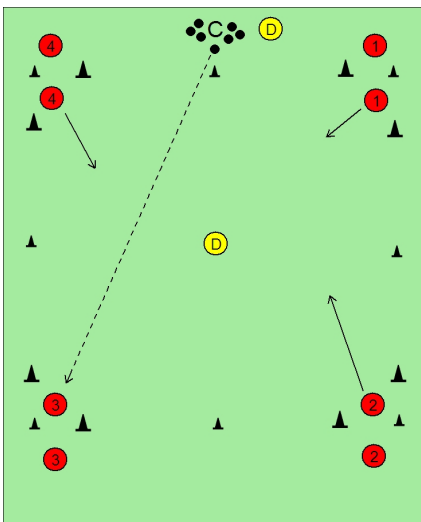
Surprise attack



How it works

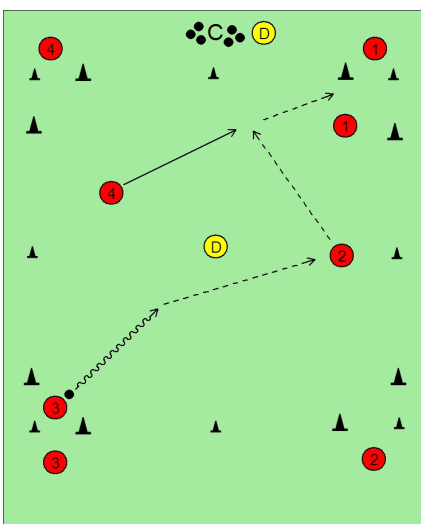
The coach calls out a number 1 - 4. That number becomes the defender and is joined by the yellow neutral player in the center of the square to defend that goal.

At the same time the coach passes a ball into any of the other three players and all of them become attackers to make 3 v 2.



In this diagram the coach has called number 1 and passed the ball to Player 3.

The yellow player and Red player 1 now have to defend that goal.



Players 2, 3 and 4 have to try and keep possession by passing or dribbling to create a scoring opportunity.

They need to remember which goal they are attacking!

If the defending players win possession of the ball, they can win the game by scoring in any of the other three goals.

If the ball is kicked out of play, the coach can pass/throw in another ball to continue the game or call time.

When the game is over the other red players come into the goals and those who have just played stand out of the playing area.

Swap the defenders after a few games.

Possible changes

You don't need to have players standing out but it will depend on the size of your group and any help you may



have.