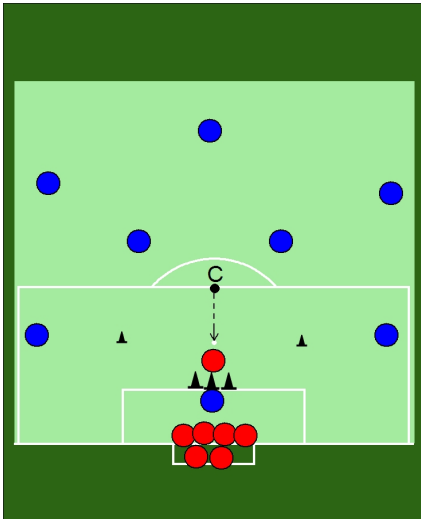




Soccer cricket

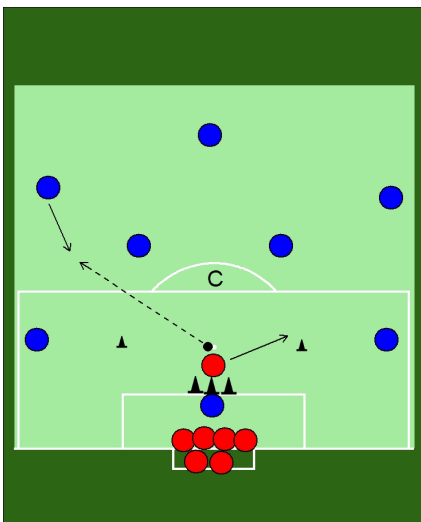


How it works

Coach passes the ball to the first red batter who stands in front of the 3 cones (the wickets).

If the batter misses the ball and a cone is hit then the batter is out and the next red player comes in to bat.

The batter only has one touch to kick the ball in front of the wickets.

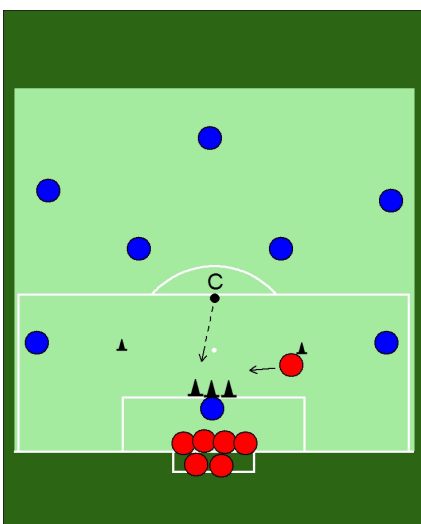


Once the batter has kicked the ball they have to run around one of the small cones at back to the wickets.

The fielding team have to get the ball back to the Coach as quickly as possible. The Coach must stay in the penalty circle.

The batter can run around the small cones more than once if they kick the ball far enough or the fielding team make a mistake.

Score 1 run for each time they go round a cone and get back to the wickets.



The Coach can pass the ball to hit the wickets as soon as they have the ball at their feet - they do not have to wait for the batter to get back to the wickets!

As before, if a cone is knocked down before the batter returns to the wickets then they are out and the next red player comes in to bat.

A batter can also be caught out if one of the fielding team gets a touch on the ball with any part of their body (apart from hands) before it hits the ground for the first.

Play until all the batters are out and then swap the teams over.