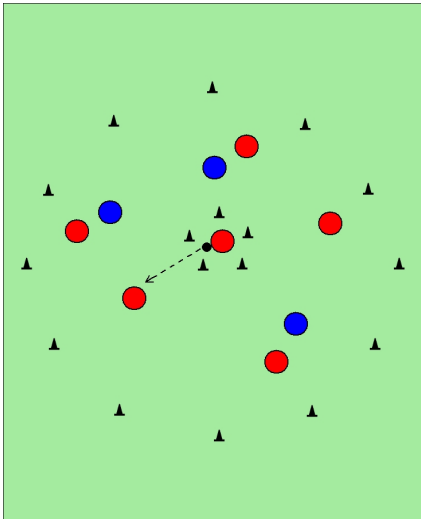




Safety circle

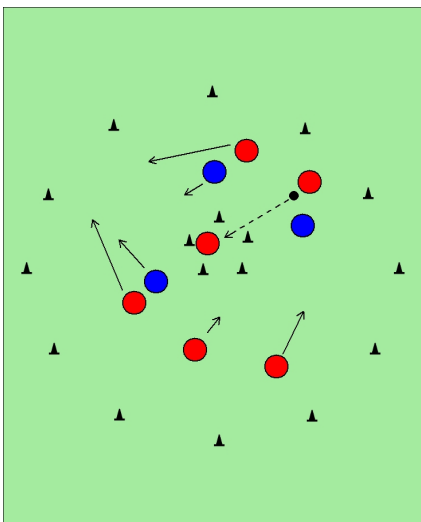


How it works

The red player in the 'Safety Circle' starts the game by passing the ball to another of their teammates. When the ball has been passed the red player must move out of the small centre circle.

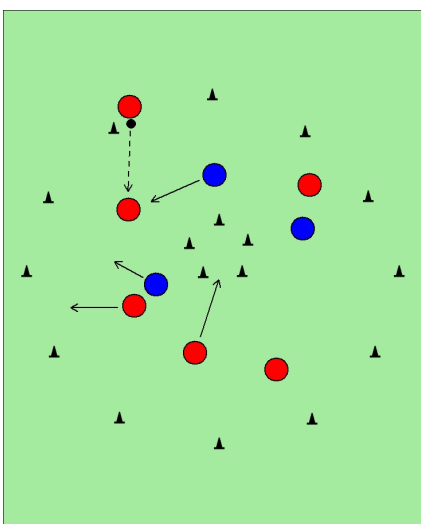
The red players try to keep possession of the ball for as long as possible.

Blue players can move anywhere except within the 'Safety Circle' in the centre of the playing area.



Any red player can dribble the ball into the 'Safety Circle' at any time to escape pressure from a blue defender.

A different red player can also move into the 'Safety Circle' to receive a pass without being challenged by a blue player.



If the ball goes out of the playing area then play restarts with another pass from the 'Safety Circle' by a red player.

Rotate the players so that they all have a turn at being the defending team.

Teams compete to try and beat a previous record of time in possession or number of passes completed.

Possible changes

Limit the number of times a team can use the 'Safety Circle' within a single possession or within a certain time.

Make it easier or harder to keep possession by decreasing or increasing the number of defenders.