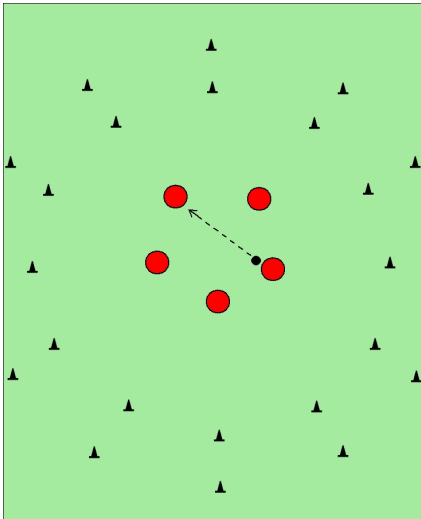




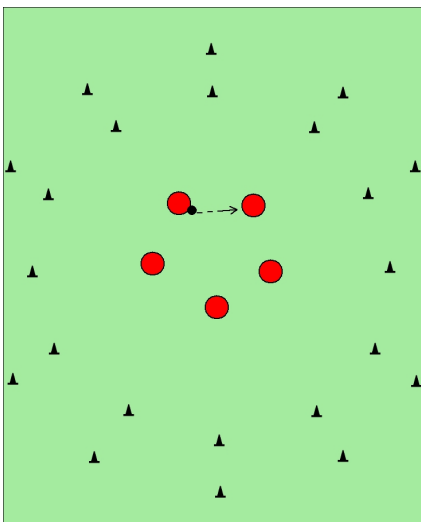
### Donut



#### How it works

Players form a small circle inside the playing area.

The ball can be passed to any other player in the circle.

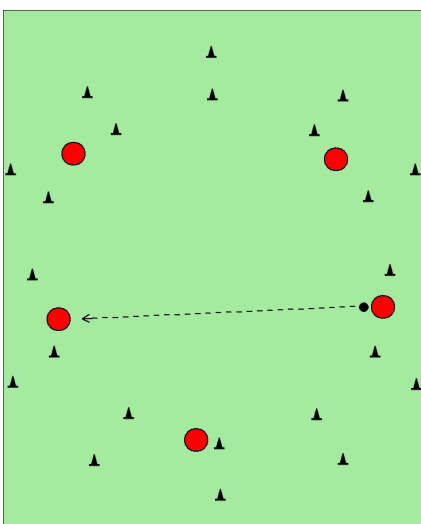


Players have one touch to control the ball and must then pass to another player in the circle.

If a player makes a mistake they receive a letter of the word DONUT.

Play until one of the players collects all of the letters to make the full word.

Players then take a step back to make the circle a bit larger and repeat the game.



After a few rounds the players will be standing between the cones of the larger circular playing area and this is the last round of the game.

#### Possible changes

First touch passing only.

If you have more than 5/6 players you could use two balls going at the same time to create an extra challenge.

Use as a goalkeeper drill with players throwing the ball to each other and players collecting a letter when they fumble the ball. When players reach the large outside circle they could drop the ball and shoot for another goalkeeper to save.