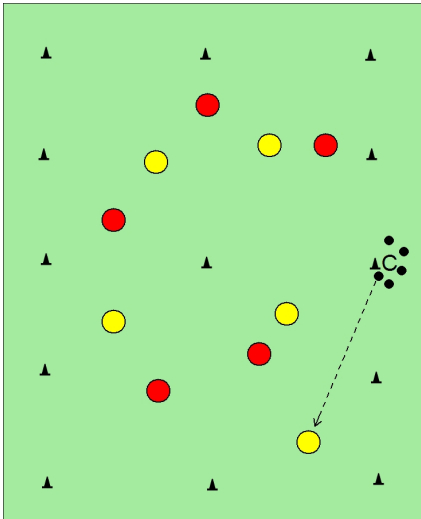




### End of the line

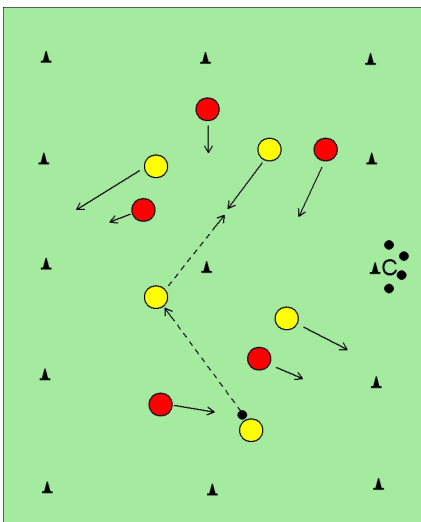


#### How it works

Two equal number teams start 3 v 2 in both sides of a large rectangle as shown in the diagram.

The coach starts play by passing a ball to any player in space.

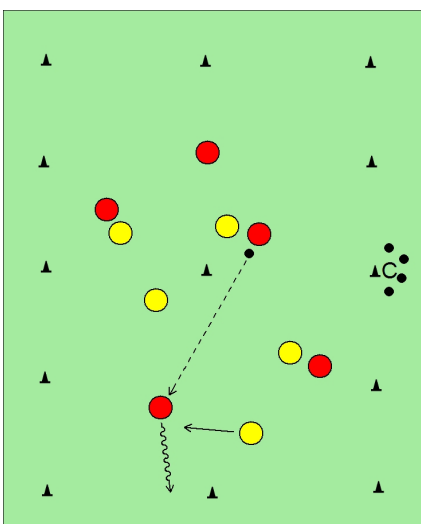
The pass has gone to a yellow player so they must try and pass to other players in their team to keep possession.



The yellow players can pass to anyone on their team on both sides of the playing area.

The red team must try and pressure the yellow team to win possession of the ball.

If the ball goes out of play the coach can quickly pass in another ball to a player in space to keep the game flowing.



The aim of the game is for either team to get the ball to 'the end of the line' and stop it under control. This must be at the end where that colour team has just the two players against the opponent's three.

As shown in the diagram the red team have scored by dribbling the ball and stopping it at the end of the playing area. A yellow player would then restart the game with a pass to a teammate from that same end.

#### Possible changes

Play any combination of players in each zone to suit the numbers and ability of your group.

See 'End of the Line 2.'