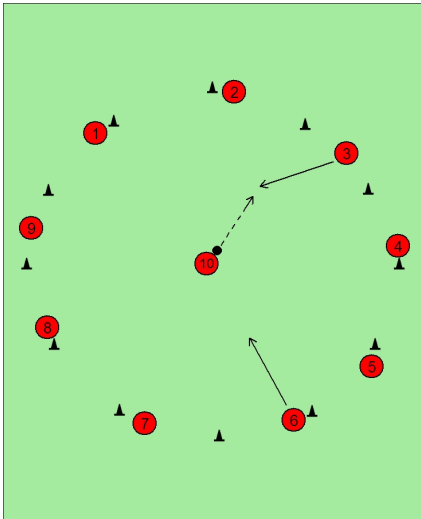




Circle possession



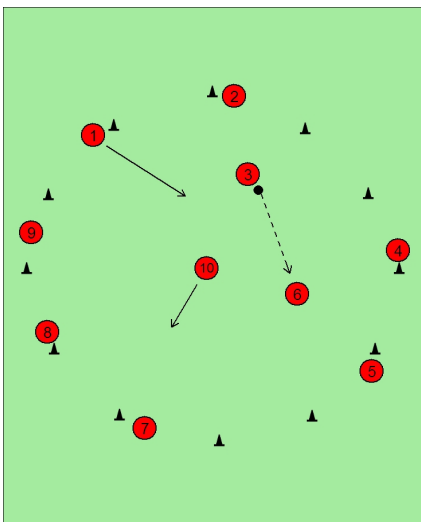
How it works

Players spread out around the edge of a circular playing area.

One player stands in the middle of the circle with a ball. The coach calls out two numbers and those players have to enter the playing area.

The coach then shouts a third number and that player can also enter the playing area.

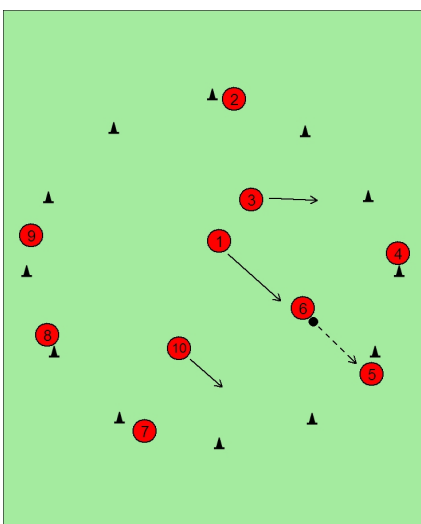
In the diagram, Player 3 and Player 6 have been called first and so enter the playing area to help Player 10 keep possession of the ball.



Player 1 has been called next and so enters as the defender to try and win possession of the ball.

The players in the middle must try and keep possession of the ball from the one defender.

The red players can either pass to each other or to any of the other players around the edge of the circle.



The red team only score a point for a pass made between the three of them inside the circle. As mentioned they can pass to a player on the outside of the circle but do not gain a point for doing so.

The yellow player must try to tackle or intercept the ball and kick it out of the playing area to end the game. That player then starts with the ball in the middle of the circle to begin another round.

Each group tries to beat the points total made previously.

Possible changes

Play with two or more defenders depending on the number and ability of the players. Each player could have a bib/pinny on the ground behind them round the edge of the circle. The defenders have to put this on before coming into the circle to try and win the ball.